

Rushing Rivers Program: Conservation Savings for Instream Flow

**Sustaining Colorado Watersheds Conference
Avon, CO – October 10, 2012**

Drew Beckwith, Water Policy Manager

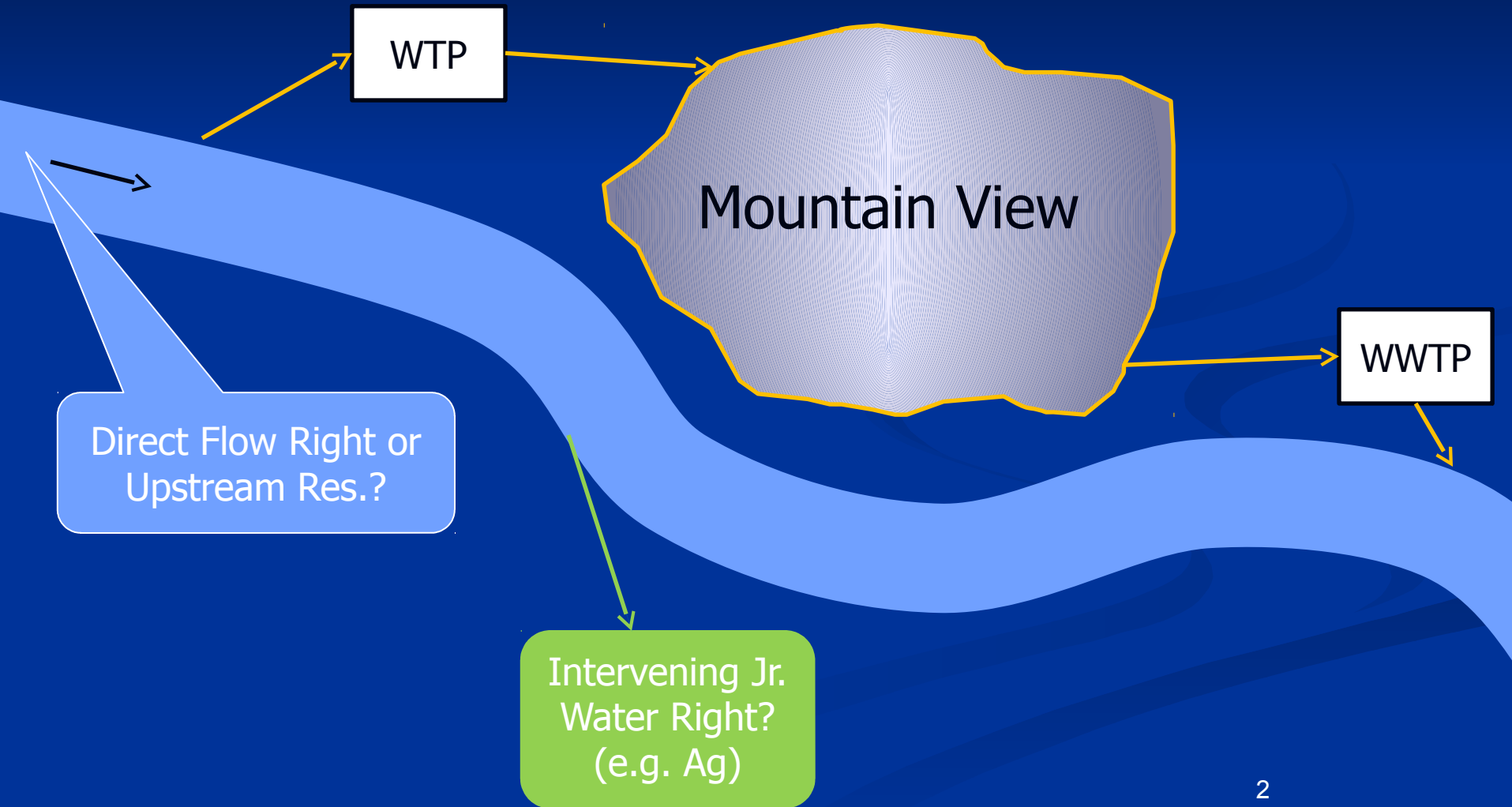
dbeckwith@westernresources.org

(720) 763-3726



edit **Master title style**

RRP Schematic



RRP Initial Screen

SCREENING CRITERION	WEIGHT
Strength of community connection to the stream	20%
Opportunity for saved water to stay in the stream for a meaningful distance	20%
Strength of physical relationship between municipal diversion and target stream reach	10%
Extent to which conservation savings could result in meaningful streamflow enhancement	15%
Additional factors increasing <u>community's</u> likelihood of embracing program	20%
Additional factors increasing <u>water utility's</u> likelihood of embracing program	10%
Other factors increasing implementation ease	5%

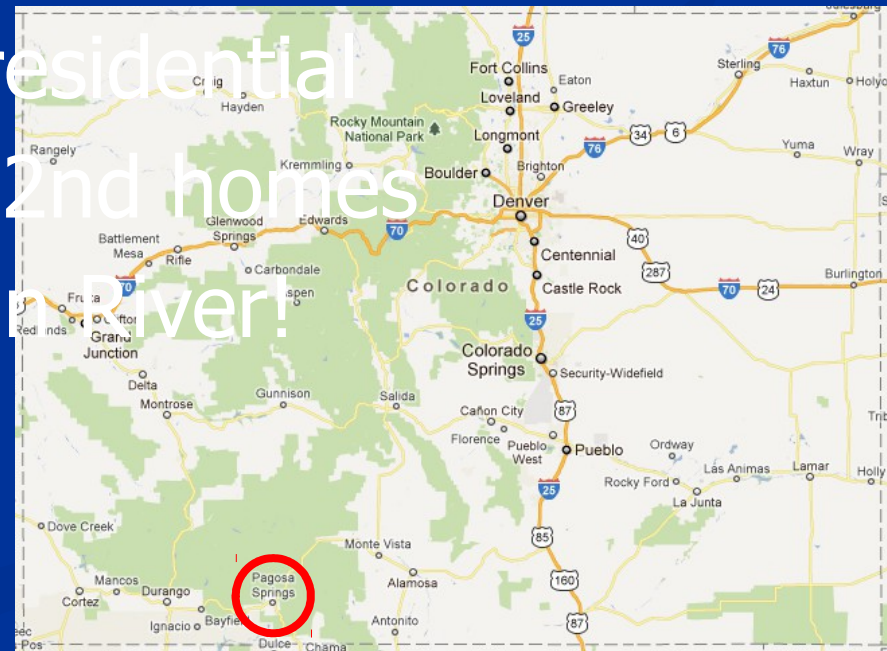
RRP Ranking

CRITERION

COMMUNITY	SCORE	#1	#2	#3	#4	#5	#6	#7	#8
Pagosa Springs	90%	H	H	M	H	H	H	M	H
Breckenridge	85%	H	H	M	H	M	H	H	M
Winter Park	73%	H	H	L	H	H	M	M	M
Steamboat Spgs	70%	H	H	M	M	H	M	M	M
Glenwood Spgs	60%	M	H	M	L	M	M	H	H
Gunnison	58%	H	H	L	L	L	M	H	H
Crested Butte	55%	M	M	M	L	M	H	H	M
Aspen	55%	H	H	M	L	M	H	L	L
Eagle	48%	M	M	M	L	M	M	M	H
Telluride	35%	H	L	L	L	M	H	L	L

Pagosa Area WSD

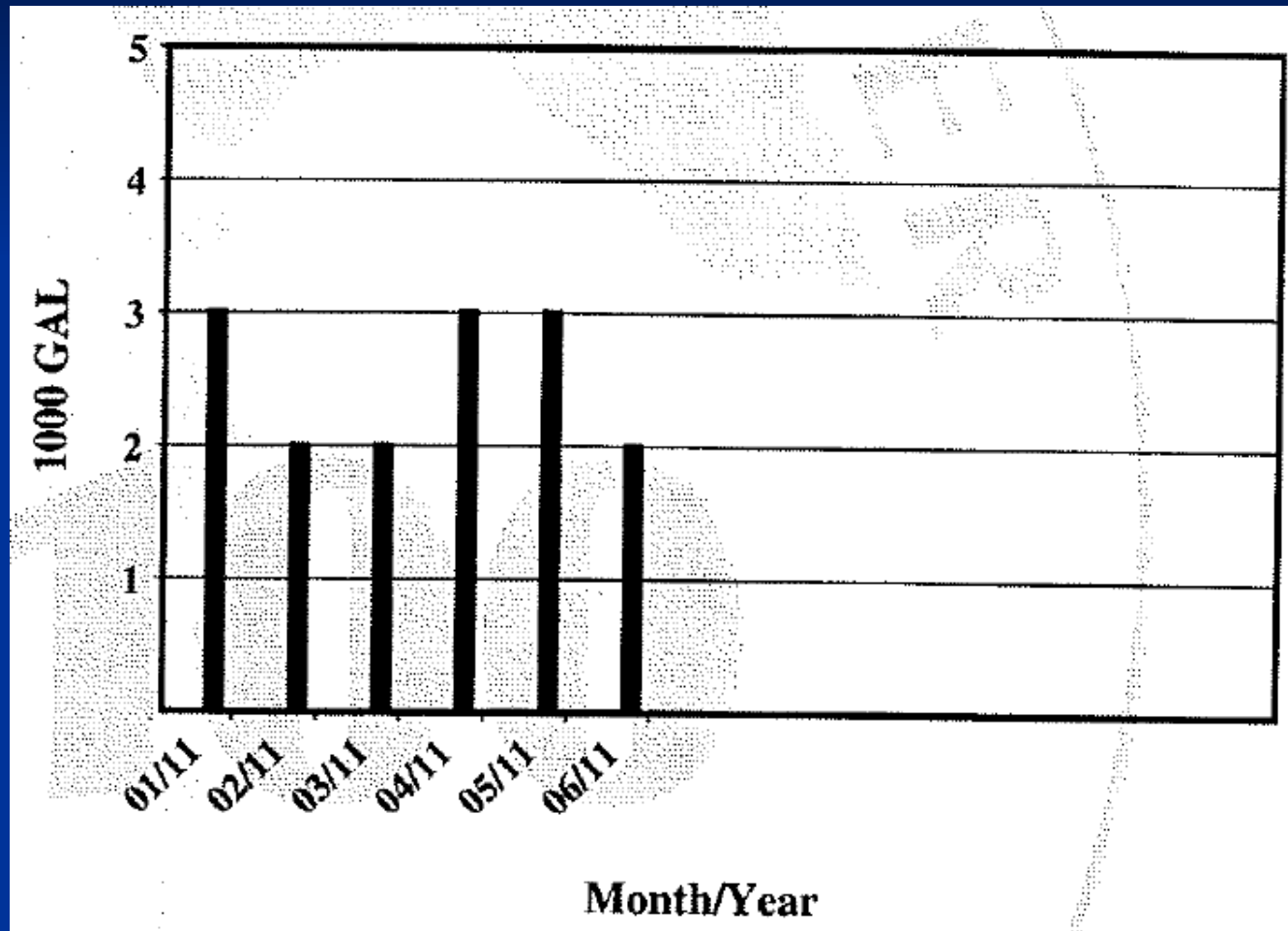
- 80 mi² service area
 - ~2,000 AFY
 - ~7,000 taps
- Majority residential
- Significant 2nd homes
 - San Juan River!



PAWSD Bill (old)

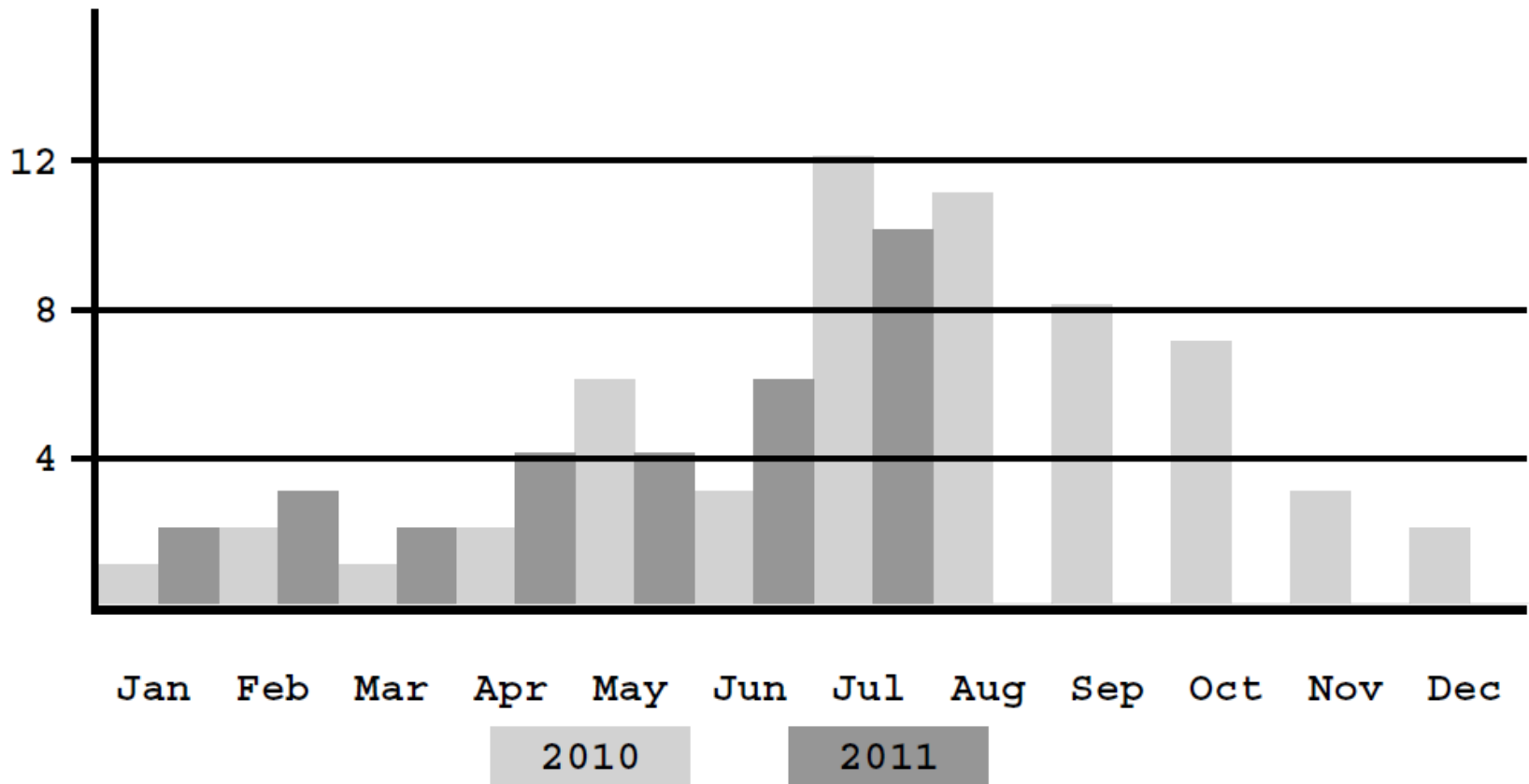
Previous	Present	
Date/Reading	Date/Reading	Gallons
9/22/2011 - 639	10/22/2011 - 642	3000
Utility billing cycle from: 10/01/2011 to 10/31/2011		
Previous Balance	6.08	
Payments Received	6.08CR	
Current Charges	55.00	
Adjustments	.00	
Amount Due	\$55.00	
Payment Due Date	11/25/2011	

Westminster, CO



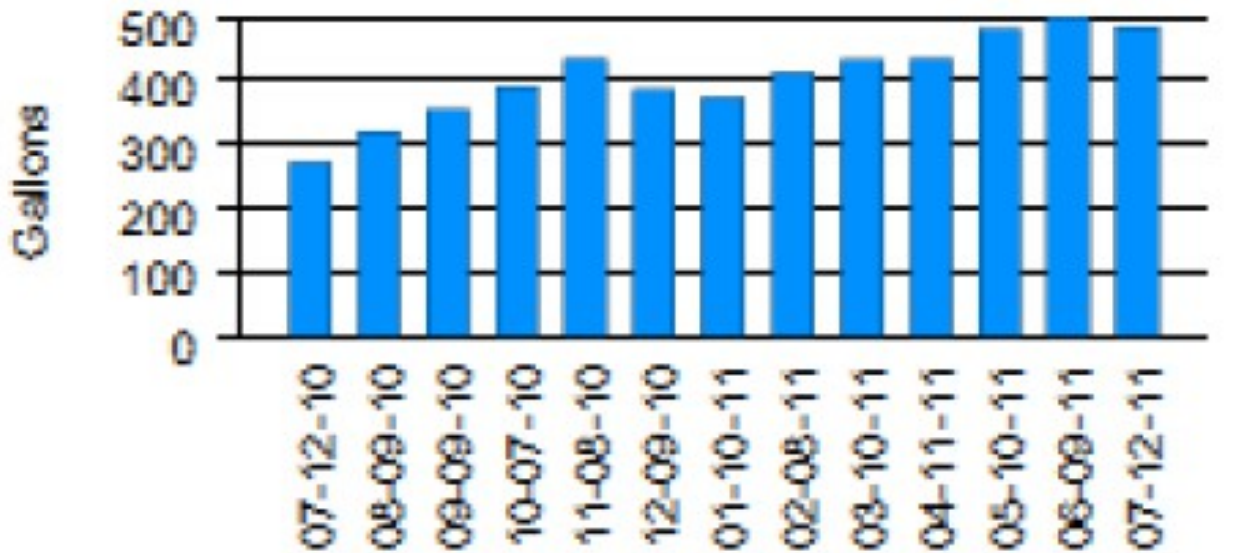
Louisville, CO

Consumption for service WT Maximum: 12



Denver Water

Average Daily Use

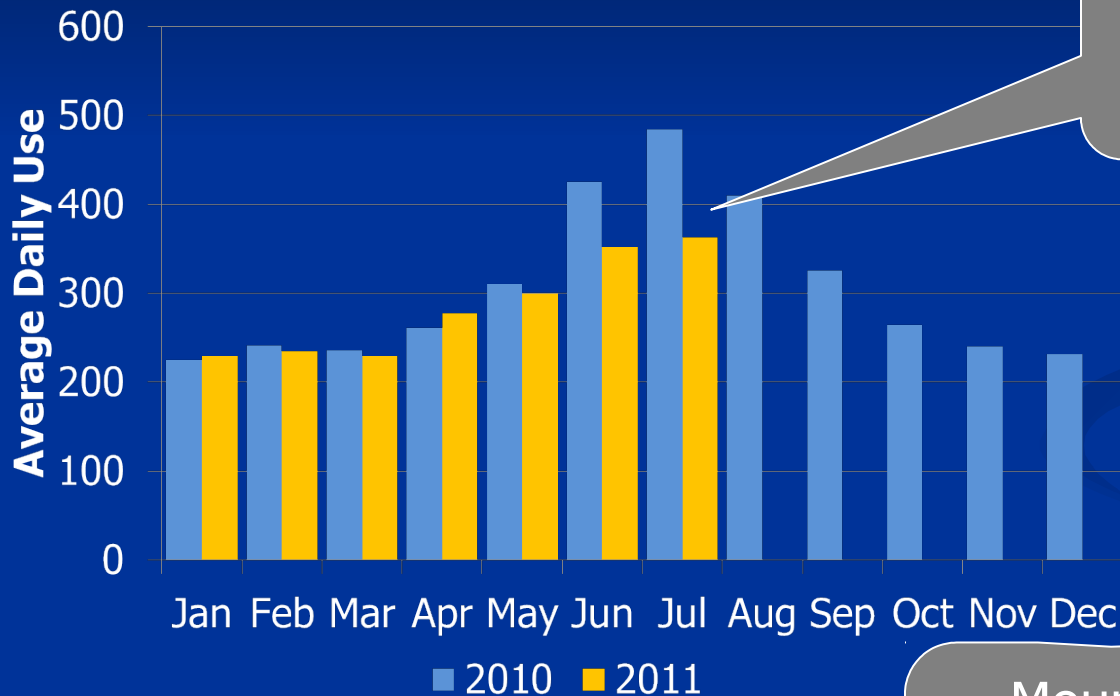


Jul 2010

Jul 2011

Total gallons used	9,000	16,000
Days in billing period	33	33
Average daily use (gallons)	273	485

Ideal? Bill Communication



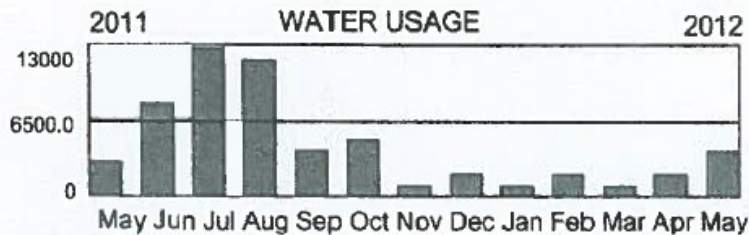
You saved **3,700 gallons** this month by comparison to last year.

Mountain View residents' conservation efforts kept **10,000,000 gallons** more water in the river this month.

PAWSD Bill (new)

Previous	Present	
Date Reading	Date/Reading	Gallons
4/28/2012 - 731	5/28/2012 - 735	4000

Utility billing cycle from: 5/01/2012 to 5/31/2012



Change From Last Year's Use 1,000

EQUIVALENT UNITS 1.0000
WATER RATES PER E.U.

Quantity	Rates
Service Charge	\$14.50
1,000 to 8,000	\$ 4.50/1000 gallons
8,001 to 20,000	\$ 9.00/1000 gallons
20,001 to 999,999	\$11.30/1000 gallons

Services	Amount
Water	32.50
Wastewater	30.00

Current Charges	53.50
Previous Balance	53.50CR
Payments Received	62.50
Adjustments	.00

Total Amount Due 62.50
Payment Due Date 6/25/2012

Outreach

I  the
SAN JUAN
just see my water bill

Outreach (2)



Questions & Comments

Consultant report available
1-page handout available

Drew Beckwith
(720) 763-3726
dbeckwith@westernresources.org